






Santa Clara Valley
Urban Runoff
Pollution Prevention Program

April 21, 2005

HYDROMODIFICATION MANAGEMENT PLAN

Final Report





**Santa Clara Valley
Urban Runoff
Pollution Prevention Program**

Campbell • Cupertino • Los Altos • Los Altos Hills • Los Gatos • Milpitas • Monte Sereno • Mountain View • Palo Alto
San Jose • Santa Clara • Saratoga • Sunnyvale • Santa Clara County • Santa Clara Valley Water District

May 2, 2005

Mr. Bruce Wolfe
Executive Officer
California Regional Water Quality Control Board
San Francisco Bay Region
1515 Clay Street, Suite 1400
Oakland, CA 94612

Subject: Transmittal of the Hydromodification Management Plan Final Report (April 2005)

Dear Mr. Wolfe:

The Santa Clara Valley Urban Runoff Pollution Prevention Program (SCVURPPP) is pleased to submit a final Hydromodification Management Plan (HMP) report ("Final Report") to the Water Board. With this letter we have provided three (3) hard copies of the report and three (3) CDs containing the report and all of the appendices. The Final Report has also been posted on the SCVURPPP website (www.scvurppp.org).

The SCVURPPP Management Committee unanimously approved the Final Report at its April 21, 2005 meeting. The Final Report has been revised based on numerous discussions with your staff and with our Management Committee, as well as comments received from the public over the past few years. As you are aware, during this period, SCVURPPP Co-permittees began implementation of HMP requirements on select projects of heightened potential concern; while such early implementation efforts will continue, the Co-permittees do not plan to begin wholesale implementation of the HMP by revising their policies and ordinances until the Water Board has reviewed it and issued its approval.

Please note that the Program has been working on a list of additional action items, identified in the Final Report, and summarized in Attachment 1 to this letter. One of those actions is ongoing coordination with other Bay Area programs to strive for a consistent approach to Hydromodification Management. As you and members of the Water Board are already well aware, a "level-playing-field" for all Bay Area communities relative to the HMP approach, requirements, and implementation dates is extremely important to the SCVURPPP Co-permittees and we appreciate your understanding of and sensitivity to this issue.

We look forward to working with Water Board staff and other stormwater programs toward a consistent and level approach to HMP requirements as part of the upcoming regional permit to be applied to all Bay Area programs. Please contact me or Jill Bicknell if you have any questions.

Very truly yours,

//Original Signed by Adam W. Olivieri//

Adam W. Olivieri, Dr.PH, P.E.
Program Manager

cc: (via email) SCVURPPP Management Committee
Shin-Roei Lee, Jan O'Hara and Sue Ma, RWQCB staff

699 Town & Country Village • Sunnyvale, CA 94086 • tel: (408) 720-8811 • fax: (408) 720-8812
1410 Jackson Street • Oakland, CA 94612 • tel: (510) 832-2852 • fax: (510) 832-2856

1-800-794-2482

Attachment 1

SCVURPPP HMP - Summary of Next Steps¹

(from Chapter 7 of March 2005 HMP Report – *tasks in italics added*)

Task	Time Frame	Anticipated Start Date	Anticipated Completion Date
1. Develop the following: a. a funding mechanism such that projects can utilize in-stream control options b. a methodology for determining developer contributions based on the stream changes expected to result from changes in project runoff conditions.	Medium	12/04 11/04	6/06 6/06
2. Work with City/County planning and public works departments and the Water District to determine the timing and method of notifying District staff during the development review process about HMP projects that may need in-stream controls, in a manner that does not unreasonably prolong the review process. Further, look at ways to improve method to provide early communication on group 1 projects reporting.	Short	11/04	7/05
3. Facilitate review of District’s MDL analysis, both by the Co-permittees and the Expert Panel, and work with the Management Committee to determine the need to integrate some or all of the MDL analyses into implementation of the HMP.	Short	5/05	10/05
4. Conduct additional studies of implementation of site design, integrated management practices, and/or basins at example development sites in Santa Clara Valley.	Long	7/05	6/06
5. <i>BAHM Development Project</i> <i>Regional</i>	<i>Short</i>	6/05	12/05
(Conducted over 2 FYs) <i>Local Calibration</i>	<i>Long</i>		05-06& 06-07

¹ All dates depend on availability of resources and cooperation/collaboration of numerous staff from different agencies and may change because of circumstances beyond the control of the Program. The Program periodically updates the Management Committee regarding schedule changes and will transmit updates schedules to Regional Board staff.

Task	Time Frame	Anticipated Start Date	Anticipated Completion Date
6. Apply HMP requirements to additional projects and obtain feedback/suggestions for further refinement and implementation guidance	Medium	As needed, beg. 1/05	As needed
7. Coordinate with other Bay Area stormwater programs to work toward a consistent approach for the Bay Area.	Medium	Ongoing	Ongoing
8. Coordinate additional Co-permittee, Bay Area stormwater program, and Regional Board staff review process and progress meetings, including: a. The development of a schedule for Bay Area-wide HMP implementation pursuant to requirements to be adopted by the Regional Board in the upcoming regional municipal urban runoff permit. b. <i>Public outreach – HMP updates, workshop</i> c. <i>HMP Work Group Meetings (3, 1 on MDL Analysis)</i>	Medium <i>Short</i> <i>Short</i>	1/05 12/04 12/04	12./05 10/05 9/05
9. Collect data on the implementation of the HMP at small sites for a period of two years after the start of implementation, and plan to re-evaluate the small site size threshold and approach at that time. <i>Conduct and document reevaluation.</i>	Long	6/05	6/07 6/07
10. Make additional refinements per: 1) lessons learned from implementation efforts based on the draft HMP; 2) the need for consistency with HMPs being developed by other Bay Area stormwater programs; and 3) development community, Co-permittee, and Regional Board feedback.	Long	7/05	Report in ARs beginning with FY 05-06 AR

CREDITS

This document was prepared by the Santa Clara Valley Urban Runoff Pollution Prevention Program (Program) for use by the Program Co-permittees, other local agencies, and the land development community. The Program expresses its appreciation to all those who contributed to this document.

Program Management Consultant:

Eisenberg, Olivieri, & Associates, Inc.
1410 Jackson Street
Oakland, CA 94612
(510) 832-2852

Technical Review/Quality Assurance

Adam Olivieri, Dr. PH, P.E.
Jean Follette, P.E., Technical Editing

Project Manager

Jill Bicknell, P.E., Assistant Program Manager

Project Staff

Lucy Buchan, Senior Scientist
Paul Randall, Senior Scientist

Consultant Team

Peter Mangarella, Ph.D., P.E. and Gary Palhegyi, P.E. and Staff
GeoSyntec Consultants
Balance Hydrologics
Philip Williams and Associates

This document was developed under the guidance of the Program's Management Committee and HMP Work Group. The final report was approved by the Management Committee on April 21, 2005. We appreciate the comments, suggestions, and guidance provided by the participating members.

Credits for cover photographs go to Gary Palhegy; GeoSyntec Consultants; Mike Campbell, HMH Engineers (formerly RBF Consulting); and Wendy Edde, EOA, Inc.

HMP Work Group Representative List – Active Members

Joe Teresi	Palo Alto	Joe Vafa	San Jose
Maria Angeles	San Jose	Fariborz Heydari	Milpitas
Anastazia Aziz	San Jose	Roger Narsim	SCVWD
James Downing	San Jose	Dipankar Sen	SCVWD
Jenny Nusbaum	San Jose	Lorrie Gervin	Sunnyvale
Steven Osborn	San Jose	Kristy McCumby-Hyland	Sunnyvale
Bill Scott	San Jose	Jan O’Hara	RWQCB
Randolph Shipes	San Jose	Keith Lichten	RWQCB
Melody Tovar	San Jose	Trish Mulvey	CLEAN South Bay

The Program also recognizes the HMP Expert Panel: Professor Brian Bledsoe, Colorado State University; Professor Tom Dunne, UC Santa Barbara; and Professor Matt Kondolf, UC Berkeley who reviewed and provided input on several key documents during the HMP development process through September 2004. The Expert Panel’s review included this document, and their input has been incorporated into the Final Report.

EOA, Inc., as the Program management consultant, coordinated and compiled the information and was responsible for the overall preparation of this document.

SCVURPPP Management Committee

David Chesterman, Chair	SCVWD	Rick Mauck	Santa Clara
Randolph Shipes, Vice Chair	San Jose	Steve Homan	Santa Clara County
Lavenia Millar	Cupertino	Lorrie Gervin	Sunnyvale
Larry Lind	Los Altos	Cheri Donnelly .	West Valley Communities:
Richard Chen	Los Altos Hills	Lynn Penoyer	Campbell
Darryl Wong	Milpitas	John Curtis	Los Gatos
Eric Anderson	Mountain View	Brian Leventhal	Monte Sereno
Joe Teresi	Palo Alto	John Cherbone	Saratoga

The HMP Report and Appendices
can be viewed on the SCVURPPP
website: www.scvurppp.org

Table of Contents

Credits	i
Table of Contents	iii
Acronyms and Abbreviations	vii
1. INTRODUCTION	
1.1 Problem Statement	1-1
1.2 Permit Requirements.....	1-2
1.3 Goals and Objectives	1-3
1.4 Organization and Contents of the HMP Report.....	1-3
Attachment 1-1	
• Definition of Group 1 Projects	
• Provision C.3.f of the NPDES: Permit: Limitation on Increase of Peak Stormwater Runoff Discharge Rates	
2. PREVIOUS SUBMITTALS AND ACTIVITIES	
2.1 HMP Work Plan.....	2-1
2.2 Literature Review.....	2-2
2.3 Conceptual Model.....	2-4
2.4 SCVURPPP HMP Assessment Method	2-6
2.5 Test Watersheds	2-9
2.6 Expert Panel	2-9
2.7 Public Involvement	2-10
2.8 Evaluation of Exemption for Infill Projects in Highly Developed Watersheds.	2-11
3. STREAM ASSESSMENT METHOD	
3.1 Description of Assessment Method	3-1
3.2 Selection of Test Watersheds.....	3-2
3.3 Application of the Assessment Methodology	3-4
3.4 Developing a Basin Wide Standard	3-19
4. TECHNICAL ANALYSIS OF HYDROMODIFICATION CONTROLS	
4.1 Introduction.....	4-1
4.2 Design Approaches	4-1
4.3 Summary of Supporting Technical Analyses	4-2

5.	HYDROMODIFICATION CONTROL STANDARDS AND PERFORMANCE CRITERIA	
5.1	Introduction.....	5-1
5.2	Control Standards and Performance Criteria	5-1
5.3	Exempt Areas and Projects	5-6
6.	GUIDANCE FOR SELECTION AND DESIGN OF HYDROMODIFICATION CONTROL MEASURES	
6.1	Selection of Control Measures.....	6-1
6.2	Hydromodification Control Design Guidance	6-9
6.3	Examples of Application of Hydromodification Control Standard to Several Case Studies	6-12
7.	HMP IMPLEMENTATION GUIDANCE	
7.1	Introduction.....	7-1
7.2	Implementation Options.....	7-1
7.3	Process for Evaluating Hydromodification Impacts and Requirements for Development Projects	7-4
7.4	Incorporating HMP Requirements into Local Approval Processes	7-8
7.5	Land Use Planning Measures.....	7-9
7.6	Opportunities for Watershed Master Planning for Hydromodification, Water Quality, and Flood Management.....	7-10
7.7	Inspection and Maintenance Requirements	7-11
7.8	Monitoring and Reporting Requirements	7-13
7.9	Program Evaluation and Continuous Improvement.....	7-13
Attachment 7-1	HMP Applicability and Requirements Flow Chart	7-15
Attachment 7-2	Typical Development Review Process Flow Chart for Provision C.3. Incorporating HMP Requirements	7-17

LIST OF TABLES

1-1	HMP Elements and References	1-5
2-1	Work Conducted By Expert Panel and Other Professionals.....	2-10
3-1	Summary of Changes in Peak Flow Magnitude (cfs)	3-7
3-2	Summary of Changes in Peak Flow Frequency of Occurrence (years).....	3-8
3-3	Summary of 2-Year Peak Flows and Estimated Critical Flow Values.....	3-18
4-1	Summary of HMP Technical Memoranda #4 - #8.....	4-3
6-1	Summary of Basin Sizing Results for Thompson Large Site (716 Acres) Example	6-14

6-2	Summary of Basin Sizing Results for San Jose Small Site (3.6 Acres) Example	6-15
6-3	Comparison of Models and Results for Flow Duration Basin Sizing.....	6-19

LIST OF FIGURES

2-1	Conceptual Model.....	2-5
2-2	Overview of Recommended Assessment Method	2-7
2-3	Percent-Developed San Jose By Subwatershed.....	2-14
3-1	Santa Clara Basin and Test Watersheds.....	3-3
3-2	Example Flow Duration Results for each of the Three Test Subwatersheds.....	3-10
3-3	Schematic Illustrating Effective Work Index	3-12
3-4	Effective Work Curves for Pre-Urban, Existing, and Future Watershed Conditions for Ross Creek	3-13
3-5	Definition of Ep Ratio.....	3-15
3-6	Erosion Potential Chart for Santa Clara Basin Streams.....	3-16
3-7	Probability Curve of the Erosion Potential of Stream Segment becoming Unstable	3-17
4-1	Cumulative Work Curves Showing Range of Significant Flows before Development.....	4-5
4-2	Cumulative Work Curves Showing Range of Significant Flows after Development.....	4-5
4-3	Flow Duration Curves for Thompson Creek Example	4-7
5-1	Exempt Stream Segments and Catchments.....	5-10
5-2	Classification of Subwatershed and Catchment Areas for Determining Applicability of HMP Requirements	5-14
5-3	HMP Applicability and Requirements Flow Chart.....	5-16
6-1	Estimated Cost for Surface Basin	6-8
6-2	Estimated Cost for Sub-Surface Facility.....	6-8
6-3	Generalized Configuration of Flow Duration Basin.....	6-11
6-4	Generalized Configuration of Orifice-Type Outlet Structure.....	6-11
6-5	Flow Duration Curves for Thompson Creek Example	6-13
6-6	Post Development Flow Duration Curves w/ and w/o Roof Runoff for San Jose Residential Example	6-16
6-7	Post Development for San Jose Residential with Allowable Qc	6-17
6-8	Basin Sized with Infiltration for Alameda Commercial Development Example	6-19

REFERENCES

GLOSSARY OF TERMS

APPENDICES (Separate Document, Available on SCVURPPP website, www.scvurpp.org)

- Appendix A HMP Work Plan
- Appendix B Hydromodification Management Plan Literature Review
- Appendix C Technical Memoranda
 - TM #1 — HMP Assessment Methodology
 - TM #4 — Evaluation of the Range of Storms for HMP Performance Criteria
 - TM #5 — Evaluation of Volume Control Effectiveness
 - TM #6 — Volume Control Sizing Example and Cost Analysis
 - TM #7 — Flow Duration Control Example
 - TM #8 — Sizing Flow-Duration Controls for a Small Development Project in San Jose
- Appendix D Expert Panel Review Comments
- Appendix E Complete Set of the Results of the Geomorphic Assessment
- Appendix F Complete Summary of Model Procedures and Results (Peak Flows and Discharge Volumes)
- Appendix G Supplemental Data on Exempt Channels
- Appendix H Chapters 3, 4, 5, and 9 from “Draft Hydromodification Report,” Prepared for Santa Clara Valley Water District, June 2004

ACRONYMS AND ABBREVIATIONS

ASCE	American Society of Civil Engineers
BASMAA	Bay Area Stormwater Management Agencies Association
BMPs	Best Management Practices
CA	California
CalTrans	California Department of Transportation
CASQA	California of Stormwater Quality Association
cfs	Cubic Feet per Second
CWA	Clean Water Act
Ep	Erosion Potential
EPA	United States Environmental Protection Agency
GIS	Geographic Information System
HEC HMS	Hydrologic Engineering Center Hydrologic Modeling System
HMP	Hydromodification Management Plan
MHHW	Mean Higher High Water
NPDES	National Pollutant Discharge Elimination System
Qc	Critical Flow
RWQCB	Regional Water Quality Control Board
SCVURPPP	Santa Clara Valley Urban Runoff Pollution Prevention Program
SCVWD	Santa Clara Valley Water District
TM	Technical Memorandum
WMI	Santa Clara Basin Watershed Management Initiative